





<p>Residential 4068392 Active</p>	<p>231 Upper Sky Acres Drive Stowe, Vermont 05672 Stowe Village</p>	   (12)	<p>L \$645,000</p>							
										
<p>Zoning: RR3 Year Built: 2002 Color: white Taxes: \$ 12,121.96 Taxes TBD: No Tax Year: 10-11 Monthly Assoc.\$: \$ Lot Acre: 10.50 Lot SqFt: 457,380 Common Land Acres: Road Frontage: Yes/ 1,463 Water Frontage: Water Acc Type: Owned # of Stories: 1 1/2</p>		<p>Rooms: 7 Bedrooms: 3 Total Baths: 4 Full: 3 3/4 Baths: 0 1/2 Baths: 1 Garage Capacity: 2 Garage Type: Attached Total Fin SqFt: 4,932 Apx Fin Above Grd: 3,220 Apx Fin Below Grd: 1,712 Foot Print: Flood Zone: No Style: Contemporary</p>								
<p>Water Body Type: Water Body Name: Parcel Access ROW: Yes Public Rems: Beautiful country home overlooking pond and the mountains surrounding Stowe, including the Chin and Nose on Mt. Mansfield and a great view of Camel's Hump. Situated in the southern section of Stowe the house is secluded from neighboring houses but is close to town and town roads. The rooms are large, the house flows beautifully and would serve well as a full time residence or ski house.</p>		<p>Water Body Restr.: Current/Land Use: No Surveyed: Unknown Seasonal: No Land Gains: No Owned Land:</p>								
<p>ROW for other Parcel: No ROW Width: 50.0 ft ROW Length: 75.0 ft</p>										
<p>Directions: Rt. 100 to Sky Acres Drive, onto Upper Sky Acres, last house on top of hill.</p>										
<p>APPROXIMATE ROOM DIMENSIONS</p>										
ROOM	DIMS	LEVEL	ROOM	DIMS	LEVEL	FLOOR	BR	FB	3/4	1/2
Living Rm	19 x 16	1	Master BR	15 x 14	1	1st	1	1		1
Kitchen	18 x 12	1	2nd BR	14 x 28	2	2nd	2	2		
Dining Rm	11 x 16	1	3rd BR	14 x 22	2	3rd				
Family Rm			4th BR			4th				
Office/Study	7 x 6	1	5th BR			Bsmt				
Utility Rm			Den	11 x 15	2					
<p>FEATURES</p>										
<p>Assoc Amenities: Not Applicable Interior Feat.: 1st Floor Laundry , 1st Floor Master BR , Attic , Cathedral Ceilings , Ceiling Fan , Central Vacuum , Dining Area , Eat-in Kitchen , Family Room , Fireplace-Wood , Kitchen/Dining , Living Room , Master BR with BA , Mudroom , Pantry , Skylight , Smoke Det-Hardwired , Walk-in Closet , Walk-in Pantry , Whirlpool Tub Exterior Feat.: Deck , Porch , Porch-Covered Basement: Full , Interior Stairs Equip./Appl.: Central Vacuum , Dishwasher , Disposal , Dryer , Kitchen Island , Microwave , Range-Gas , Refrigerator , Washer Driveway: Dirt Construction: Existing Financing: Conventional Floors: Carpet , Hardwood , Slate/Stone Garage/Park: 2 Parking Spaces , Attached Heat Fuel: Oil Roads: Dead End , Dirt , Gravel , Private , Shared Sewer: Mound , Septic Suitable Land Use: Not Applicable Fee Includes: Disability: 1st Floor Full Bathrm , 1st Flr Hard Surface Flr. , 1st Flr Low-Pile Carpet , Access. Common Use Areas , Access. Laundry No Steps , Bathrm w/step-in Shower Negotiable: Other Excl Sale: Tax Rate: Tax Class: Homestead Elderly: No Covenant: No Recorded Deed: Warranty Map/Bick/Lot: 03-051.020/ / 14 Devel/Subdiv: District: Elem Sch: Stowe Elementary School Fuel Co: Timeshare/Fract. Ownrshp: No</p>				<p>Possession: At Closing Electric: 200 Amp Exterior: Wood Foundation: Concrete Heating/Cool: Baseboard , Hot Water , Radiator Lot Desc: Country Setting , Landscaped , Mountain View , Secluded , Ski Area , View , Wooded Setting Occ. Restrictions: Roof: Shingle-Other Water: Drilled Well Water Heater: Off Boiler Building Certs: Docs Available: Deed , Plot Plan</p>						
<p>Assmt: \$669,500.00 Unadjusted Taxes: Veteran: No Source SqFt: Muni Book/Pg: 611/ 165 Property ID: Const. Status: Existing High Sch: Stowe Middle/High School Cable: Phone Co: # Weeks:</p>				<p>Assmt Yr: 2010 Tax Reduct: No Other: No County: Lamoille Plan/Survey: SPAN # (VT): 621-195-13109 Home Energy Rating Index: Jr./Mid Sch: Stowe Middle/High School Electric Co: Resort: Timeshare %:</p>						
<p>DOM: 74</p>				<p>PREPARED BY</p>						
<p>Nickie Benoze</p>				<p>Email : nickie.benoze@pallspera.com</p>						



Pall Spera Company Realtors, LLC/Stowe
1800 Mountain Rd
Stowe, VT 05672

Lister: Nickie Benoze of Pall Spera Company Realtors, LLC/St

Off. Ph# : (802) 253-9771
Agt. Ph# : (802) 253-9771 ext.
Cell Ph# : (802) 793-0805
Fax Ph# : (802) 253-9993



www.lmsre.com

www.pallspera.com

Subject to errors, omissions, prior sale, change or withdrawal without notice. The agency referenced may or may not be the listing agency for this property.
Copyright 2011 Northern New England Real Estate Network, Inc. 08/15/2011 08:33 AM Printed By: Nickie Benoze

Photo Gallery MLS# R4068392A



Subject to errors, omissions, prior sale, change or withdrawal without notice. The agency referenced may or may not be the listing agency for this property.
Copyright 2011 Northern New England Real Estate Network, Inc. 08/15/2011 08:33 AM Printed By: Nickie Benoze

Photo Gallery MLS# R4068392A



Subject to errors, omissions, prior sale, change or withdrawal without notice. The agency referenced may or may not be the listing agency for this property.
Copyright 2011 Northern New England Real Estate Network, Inc. 08/15/2011 08:33 AM Printed By: Nickie Benoze

Displaying matches 1 through 2 of 2

The contents of this email regard real estate properties in which you may be interested, and is based on an established marketing relationship. Please add innovia@nnerenmls.com to your address book to ensure our emails reach your inbox.

This email was sent on behalf of:

Nickie Benoze
Pall Spera Company Realtors, LLC/Stowe
1800 Mountain Rd
Stowe, VT 05672
Phone: 8022539771

[Unsubscribe](#) | [Privacy Policy](#)
© Marklinx, Inc. 405 Pomona Drive, Greensboro, NC 27407